

## Machine & Attachment Information

(for dealers)

-

### How to use the service



Version	Description	Date
V0.1	Launch of the Machine & Attachment Information product pilot	Sept 4th, 2023
V0.2	Simplification of calls on machine/attachment and attachment/machine compatibility endpoints Removal of documents exposed via Documoto Addition of "attributes": "brochures" to access sales brochures Transition from pilot to production	Aug 14th, 2024
V0.3	Go live of the API in production environment	Oct 22nd, 2024
V0.4	Review of the categorization of machines & attachments	May 15th, 2025
V1.0	Global refactoring with: - addition of glossary and overview with tags usage - separation of use case with examples - explanation of the addition of attribute types in the payload - improvement of technical usage constraints (dynamic attributes) - machine & attachment endpoints v2 have become deprecated - minor changes in json payload charts...	Sept 10th, 2025



**Description:** This document provides information on how to obtain the best results from the Machine & Attachment Information Product. This documentation is for customer IT teams to understand the service's design and how to use its features, upon agreement signature and terms & conditions acceptance.



**NOTE:** changes from the previously published version of this document are marked with the “new” symbol in the margin.

<b>Glossary</b>	<b>4</b>
<b>Preamble</b>	<b>5</b>
<b>1. Understand the features of the Machine &amp; Attachment Information API</b>	<b>6</b>
1.1. Overview	6
1.2. Discover API	6
1.3. Machine use cases	8
1.4. Attachments use cases	10
1.5. PDF or HTML Documentation (brochures and technical sheets) use cases	11
1.6. Settings use cases	22
1.7. What is not included in this API	23
<b>2. In details: the Machine &amp; Attachment Information API</b>	<b>24</b>
2.1. Get a specific product	24
Product attribute types:	24
Product variants:	25
2.2. Get a list of products	30
2.3 . Get a list of assets for a specific product	31
2.4. Get available attachments for a specific machine / compatible machines for an attachment	33
2.5. Get products Categories	34
2.6. Get Brochures and Technical Documents	36
2.7. API parameters	37
<b>3. Understand the technical Machine &amp; Attachment Information API design</b>	<b>43</b>
3.1. Onboarding & Security through API manager	43
3.2. Dynamic attributes, how does it work?	43
3.3. Best practices in terms of development strategy	44
Non-breaking changes : Any non-breaking changes made to our product will be communicated in the API Store and in a newsletter, indicating the date of application according to the column “Associated communication”. See below.	44
Breaking changes:	45
3.3. Best practices in terms of Query Strategy	46



3.4. Best practices in terms of Data Hosting	47
3.4. API error codes	47
3.5. Customer support	48
<b>4. Appendices</b>	<b>48</b>
4.1. Country codes (ISO 3166)	48
4.2. Language codes (ISO 639)	56



## Glossary



Terms	Description
API	Application Programming Interface. Interface that allows two computer applications to communicate with each other.
API Store	MANITOU Group website used to explore and test the available MANITOU Group API catalog.
RESTfull	Architectural principle based on REST with HTTP GET/POST/PUT/DELETE methods.
Endpoint	Specific URL address used to call a specific resource of an API. An API is a set of endpoints.
Operation	Specific action that you can perform on an endpoint.
Route	Common term that refers to an association between an endpoint and an operation. Note : API Store use the Operation terminology to refer the route notion.
Product	Commercial grouping of one or more APIs linked to a subscription and service level access. Do not confuse the term “Product” as used in the API Store with the concept of a MANITOU “product” in the sense of machines or attachments.
Service account	Technical account used to call API. Not to be confused with a registered user account The service account can be created by MANITOU or the dealer, depending on their level of authorization. The service account will be the profile with which you will connect to the API Store.
Subscription	Authorization granted by MANITOU to a service account (either via API key or access token)
Authentication	Process for determining whether the service account is authorized to be associated with a valid subscription.
Service level	Each product is associated with a level of access to the service with a set of defined APIs.
IT Developer	Person responsible for implementing API integration into third-party applications (websites or other applications such as CRM, CMS, etc.). This person may be the dealer themselves or a service provider. API calls are made using the service account provided to this person, not their personal account.
End-user	



## Preamble



This document uses the term Product to refer to both products in the API Store sense and products in the MANITOU sense (machines, attachments). To avoid confusion, when the first letter is capitalized, it refers to Product in the API Store sense; otherwise, “product” or “products” is used in lowercase.

Machine & Attachment Information Product is a data service in the form of RESTful APIs (Application Programming Interface).

These APIs provide a wide range of features that help improve efficiency and productivity to enrich your websites with MANITOU Group machine and attachment data. Among the possibilities offered by this API are:

- **machine pages:** visuals, data, and brochures,
- **attachment pages:** visuals, data, and brochures
- **compatibility** between machines and attachments and between attachments and machines

Availability in the **11 master languages (EN/FR/IT/ES/PT/NL/DE/RU/JP/ZH/PL)**.

Using these APIs requires an understanding of the technical aspects related to authentication.



# 1. Understand the features of the Machine & Attachment Information API

## 1.1. Overview



The Machine & Attachment Information API gives you access to MANITOU Group marketing data.

You can promote dedicated product offers, without need of search, with up-to-date data such as:

- Raw datas (machine or attachment technical characteristics)
- Specific assets (main visual, load chart, dimensional drawing, brochures, other documents...)
- Self PDF or HTML generated document
  - Machine Technical data sheet (detailed technical characteristics, including load chart, dimensional drawing and equipment)
  - Attachment Technical data sheet (technical characteristics including compatible machines)
  - Machine book (global technical characteristics including load chart, dimensional drawing and compatible attachments)

You can disseminate raw datas and specific assets in your websites in accordance with your graphic charter. Additionally, you can display ready-to-use self PDF generated documents.

You can also cross-reference the data to provide filters to your users.

## 1.2. Discover API



You can view all the operations available for this API by clicking on the API menu and selecting Machine & Attachment Information - v1. This will give you a comprehensive list of the operations available for version V1 of this API.

In the case of the Machine & Attachment Information API, only GET methods are implemented.



Select API

▼

🔍 Search operations

⚙️

Group by tag

☐

- GET Get a link to generate a datasheet for attachment identified by its identifier
- GET Get a link to generate a datasheet for machine identified by its identifier
- GET Get a link to generate a machine book
- GET Get all available attachments
- GET Get all available attachments (DEPRECATED)
- GET Get all available locales
- GET Get all available machines
- GET Get all available machines (DEPRECATED)
- GET Get assets for attachment identified by its identifier
- GET Get assets for machine identified by its identifier
- GET Get attachment identified by its identifier
- GET Get available applications
- GET Get available attachments for machine identified by its identifier
- GET Get available brands
- GET Get available categories for all attachments
- GET Get available categories for all machines
- GET Get available documents for machine identified by its identifier (DEPREC...
- GET Get available markets
- GET Get compatible machines for attachment identified by its identifier
- GET Get machine identified by its identifier
- GET Returns current API status

## machine & attachment information - v1

API definition

▼

[Changelog](#)

Data to power your websites (machine and attachments pages). Among the possibilities offered by this API are:

- machine pages: visuals, data, and brochures,
- attachment pages: visuals, data, and brochures
- compatibility between machines and attachments and between attachments and machines

No operation selected.

*Available operations for api machine & attachment information - v1*

The “Group by Tag” option allows you to group these operations by use case, which we recommend doing when you are first exploring the API.

The list of tags is as follows: machines, attachments, brochures, settings and healthcheck

Select API

▼

🔍 Search operations

⚙️

Group by tag

☒

- attachments
- brochures
- healthcheck
- machines
- settings

## machine & attachment information - v1

API definition

▼

[Changelog](#)

Data to power your websites (machine and attachments pages). Among the possibilities offered by this API are:

- machine pages: visuals, data, and brochures,
- attachment pages: visuals, data, and brochures
- compatibility between machines and attachments and between attachments and machines

No operation selected.

*api machine & attachment information - v1 tags*



Note: The `Setting` tag is used for referential data (see details below in use case Settings) and the `Healthcheck` tag is an internal technical tag which returns the status of API.

Below is an example of the operations available with the `brochures` and `machines` tag:

Select API

Search operations

Group by tag

attachments

brochures

GET

Get a link to generate a datasheet for attachment identified by its identifier

GET

Get a link to generate a datasheet for machine identified by its identifier

GET

Get a link to generate a machine book

healthcheck

machines

GET

Get all available machines

GET

Get all available machines (DEPRECATED)

GET

Get assets for machine identified by its identifier

GET

Get available attachments for machine identified by its identifier

GET

Get available categories for all machines

GET

Get available documents for machine identified by its identifier (DEPREC...

GET

Get machine identified by its identifier

settings

API definition

Changelog

Data to power your websites (machine and attachments pages). Among the possibilities offered by this API are:

- machine pages: visuals, data, and brochures,
- attachment pages: visuals, data, and brochures
- compatibility between machines and attachments and between attachments and machines

No operation selected.

Example of available operations for `brochures` and `machines` tag

Note : The v2

### 1.3. Machine use cases



API tag group: machines

As a dealer, I want to retrieve technical data or assets on machines in order to feed my website.

Here are the available operations:



Select API

Search operations

Group by tag

attachments

brochures

healthcheck

machines

GET Get all available machines

GET Get all available machines (DEPRECATED)

GET Get assets for machine identified by its identifier

GET Get available attachments for machine identified by its identifier

GET Get available categories for all machines

GET Get available documents for machine identified by its identifier (DEPREC...

GET Get machine identified by its identifier

settings

## machine & attachment information - v1

API definition

Changelog

Data to power your websites (machine and attachments pages). Among the possibilities offered by this API are:

- machine pages: visuals, data, and brochures,
- attachment pages: visuals, data, and brochures
- compatibility between machines and attachments and between attachments and machines

### Get all available machines

Get all available machines, including facets.

machines

#### Request

GET https://qua-api.manitou-group.com/marketing/api/v1/machines[?q][&category][&market][&application][&brand][&country][&locale][&unit][&isOxygen][&isNew][&isOld][&allowOld][&richFacets]

#### Request parameters

Available operations for *machines* tag

API endpoints:

Get all available machines

GET /api/v1/machines?[locale][unit][q][category][market][brand][application][country][allowOld][isOld][isOxygen][isNew][richFacets]

Note: A good practice for using this operation is to restrict the list of machines to a specific marketing territory, particularly to avoid retrieving duplicate machines.

Example to show how to retrieve the ID of the MRT2260E machine commercialized in France

url	<pre>curl -X GET -H 'Ocp-Apim-Subscription-Key: clientSecret' https://api.manitou-group.com/marketing/api/v1/machines?country=FR&amp;locale=fr-FR&amp;unit=all</pre>
Response (just a small excerpt from the JSON !)	<pre>... "preview": "https://views.manitou-group.com/tessa/598584?channel=medium",   "identifier": "52689989",   "isOxygen": true,   "name": "MRT 2260 e",   "thumbnail": "https://views.manitou-group.com/tessa/598584?channel=small",   "creationDate": "2022-10-20T09:50:23Z",   "isNew": false,   "isOldSomewhere": false,   "updateDate": "2025-07-18T12:29:42Z",   "markets": [</pre>



	<pre>"CONS", "RENT" ], ...</pre>
--	----------------------------------

By doing a text search for the machine name in the JSON payload, you can find the corresponding ID ("MRT 2260e" => 52689989)

Get assets for the machine identified by its identifier

```
GET /api/v1/machines/{machineId}/assets?[locale][market][fields]
```

Get available attachments for the machine identified by its identifier

```
GET /api/v1/machines/{machineId}/attachments?[locale][unit][country]
```

Get available categories for all machines

```
GET /api/v1/machines/_categories?[locale][structure]
```

Get the machine identified by its identifier

```
GET /api/v1/machines/{machineId}?[locale][unit][country]
```

### 1.4. Attachments use cases

API tag group: attachments

As a dealer, I want to know the compatibility between the machine and accessories and vice versa, along with the technical details of the accessories.



Here are the available operations:



Select API

Search operations

Group by tag

attachments

- GET Get all available attachments
- GET Get all available attachments (DEPRECATED)
- GET Get assets for attachment identified by its identifier
- GET Get attachment identified by its identifier
- GET Get available categories for all attachments
- GET Get compatible machines for attachment identified by its identifier

brochures

healthcheck

machines

settings

## machine & attachment information - v1

API definition

Changelog

Data to power your websites (machine and attachments pages). Among the possibilities offered by this API are:

- machine pages: visuals, data, and brochures,
- attachment pages: visuals, data, and brochures
- compatibility between machines and attachments and between attachments and machines

### Get all available attachments

Get all available attachments, including facets

attachments

#### Request

GET https://qua-api.manitou-group.com/marketing/api/v1/attachments[?q][&category][&market][&application][&brand][&country][&locale][&unit][&isOld][&allowOld][&richFacets]

*Available operations for attachments tag*

#### API endpoints:

##### Get all available attachments

GET /api/v1/attachments?[locale][unit][q][category][market][brand][application][country][allowOld][isOld][richFacets]

##### Get assets for the attachment identified by its identifier

GET /api/v1/attachments/{attachmentId}/assets?[locale][market]

##### Get the attachment identified by its identifier

GET /api/v1/attachments/{attachmentId}?[locale][unit][fields]

##### Get available categories for all attachments

GET /api/v1/attachments/\_categories?[locale][structure]

##### Get compatible machines for the attachment identified by its identifier

GET /api/v1/attachments/{attachmentId}/machines?[locale][country]

## 1.5. PDF or HTML Documentation (brochures and technical sheets) use cases

#### API tag group: brochures

As a dealer, I would like to provide my customers with self-generated documents in PDF or HTML. You can generate 2 types of documentation :

- 1/ machine or attachment data sheet
- 2/ machine books (brochures)



Here are the available operations:

Select API ▼

Search operations

+

🔍

Group by tag ☒

attachments

brochures

GET

Get a link to generate a datasheet for attachment identified by its identifier

GET

Get a link to generate a datasheet for machine identified by its identifier

GET

Get a link to generate a machine book

healthcheck

machines

settings

## machine & attachment information - v1

API definition ▼ [Changelog](#)

Data to power your websites (machine and attachments pages). Among the possibilities offered by this API are:

- machine pages: visuals, data, and brochures,
- attachment pages: visuals, data, and brochures
- compatibility between machines and attachments and between attachments and machines

Try it ▶

### Get a link to generate a datasheet for attachment identified by its identifier

Get a link to generate a datasheet for attachment identified by its identifier

brochures

#### Request

**GET** [https://qua-api.manitou-group.com/marketing/api/v1/attachments/{attachmentId}/datasheet\[?locale\]\[&unit\]\[&format\]\[&forceDownload\]\[&watermark\]\[&withDownloadLink\]](https://qua-api.manitou-group.com/marketing/api/v1/attachments/{attachmentId}/datasheet[?locale][&unit][&format][&forceDownload][&watermark][&withDownloadLink])

Available operations for *brochures* tag

#### API endpoints:



- Machine data sheet / Attachment data sheet:

**GET** [/api/v1/machines/{machineId}/datasheet\[?locale\]\[unit\]\[country\]\[format\]\[watermark\]\[forceDownload\]\[withDownloadLink\]](https://api.manitou-group.com/marketing/api/v1/machines/{machineId}/datasheet[?locale][unit][country][format][watermark][forceDownload][withDownloadLink])

Note : this endpoint uses */machines* in url but is associated with *brochures* tag. Do not confuse url and tag

Datasheet example for the *180 ATJ Articulated Telescopic Jib* machine:

url	<pre>curl -X GET -H 'Ocp-Apim-Subscription-Key: clientSecret' https://api.manitou-group.com/marketing/api/v1/machines/52841042/datasheet?locale=fr-FR&amp;unit=all</pre>
response	<pre>{  "link": "https://views.manitou-group.com/machines/52841042?p=b&amp;locale=fr-FR&amp;unit=all"}</pre>

Copy/paste the response url to show the corresponding technical sheet PDF:



Technical sheet :

# 180 ATJ

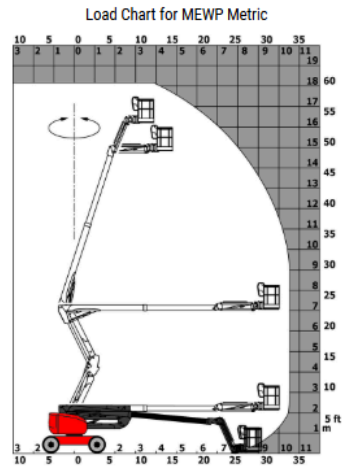




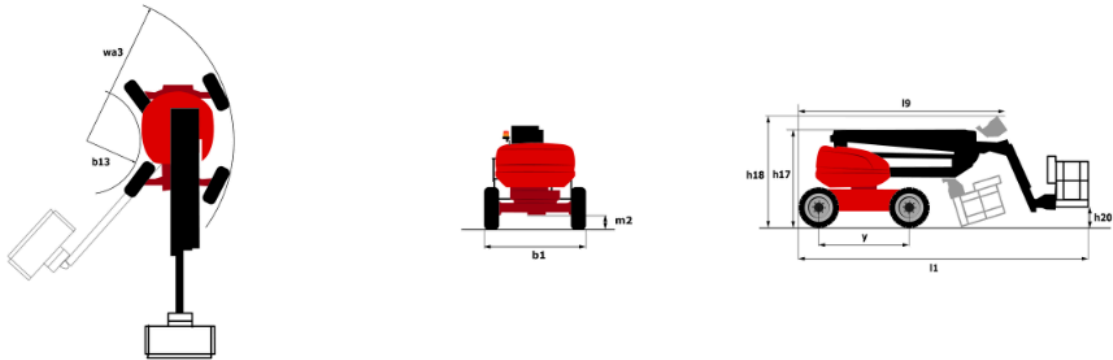
Capacities		Metric	Imperial
Working height	h21	18.19 m	59 ft 8 in
Platform height	h7	16.19 m	53 ft 1 in
Maximum outreach		10.51 m	34 ft 6 in
Overhang		7.55 m	24 ft 9 in
Pendular arm rotation (bottom)		+59.50 °	+59.50 °
Platform capacity	Q	230 kg	507 lb
Turret rotation		350 °	350 °
Platform rotation (right / left)		90 ° / 90 °	90 ° / 90 °
Number of people (indoor / outdoor)		2 / 2	2 / 2
Weight and dimensions			
Platform weight*		7430 kg	16380 lb
Platform dimensions (length x width)	lp / ep	1.80 m x 0.80 m	5 ft 11 in x 2 ft 7 in
Floor height (access)	h20	0.40 m	1 ft 4 in
Overall length	l1	7.79 m	25 ft 7 in
Overall width	b1	2.32 m	7 ft 7 in
Overall height	h17	2.47 m	8 ft 1 in
Overall length (stowed)	l9	5.56 m	18 ft 3 in
Overall height (stowed)	h18 ***	2.56 m	8 ft 5 in
Counterweight offset (turret at 90°)	a7	0.22 m	9 in
Counterweight Oversize / Reach		0.22 m	9 in
External turning radius	Wa3	3.75 m	12 ft 4 in
Ground clearance at centre of wheelbase	m2	0.40 m	1 ft 4 in
Wheelbase	y	2.20 m	7 ft 3 in
Performances			
Drive speed - stowed		5 km/h	3 mph
Drive speed - raised		1 km/h	0.62 mph
Gradeability		45 %	45 %
Permissible leveling		5 °	5 °
Wheels			
Tires type		Foam-filled	Foam-filled
Drive wheels (front / rear)		2 / 2	2 / 2
Steering wheels (front / rear)		2 / 2	2 / 2
Braking wheels (front / rear)		0 / 2	0 / 2
Engine/Battery			
Engine brand / model		Kubota - D1105-E4B	Kubota - D1105-E4B
Engine norm		Interim Tier 4, Stage IIIA, Stage V	Interim Tier 4, Stage IIIA, Stage V
I.C. Engine power rating / Power		24.80 Hp / 18.50 kW	24.80 Hp / 18.50 kW
Miscellaneous			
Ground Pressure		10 dan/cm2	145 PSI
Hydraulic Pressure		340 bar	4931 PSI
Hydraulic tank capacity		54 l	14 US gal
Fuel tank		52 l	14 US gal
Daily consumption **		4.26 l	1 US gal
Standards compliance			
This machine is in compliance with:		European directives: 2006/42/EC- Machinery (revised EN280:2013) - 2004/108/EC (EMC)	European directives: 2006/42/EC- Machinery (revised EN280:2013) - 2004/108/EC (EMC)



180 ATJ - Load chart



180 ATJ - Dimensional drawing





## Equipment

---

### Standard

220V predisposition in the platform
4 simultaneous movements
4 wheel drive
4 wheel steer with crab mode
Audible alarm and illuminated indicator lamp (leveling, overload, lowering)
Backup electrical pump
Basket 1,800 mm
CAN bus technology
Differential locking on rear axle
Easy Manager
Emergency stop button in platform and on frame
Fuel gauge with low level indicator
Fully galvanized basket with removable floor - Width: 2100 mm (6 ft. 11 in.)
Hour meter
Leveling unlocking
Load sensing pump
Operator presence pedal
Oscillating front axle
Steer and rotate
Stop & Go system

### Optional

Battery charger
Battery cut-off
Biodegradable oil
Coded anti-start
Cold weather protection oil
Continuous turret rotation
Exhaust line protection, spark arrestor and fume reduction system
Fully galvanized basket 1800mm / 5'11" with lateral door
Galvanized basket 2,100 mm
High capacity starting battery
Lockable fuel cap
On-board generator (3,5 or 5 kW)
Personalized paintwork
Safety harness
Secondary Protection System (SPS)
Spark arrestor
Water heater
Water predisposition
Working light

*Machine technical data sheet example*



**GET** /api/v1/attachments/{attachmentId}/datasheet?[locale][unit][format][watermark]  
[forceDownload][withDownloadLink]  
Note : this endpoint uses /attachments in url but is associated with brochures tag. Do not confuse url and tag

Datasheet example for the *extensible platform* attachment:

url	<pre>curl -X GET -H 'Ocp-Apim-Subscription-Key: clientSecret' <a href="https://api.manitou-group.com/marketing/api/v1/attachments/U_NeFCQAAcK3-x8/datasheet?locale=en-US&amp;unit=all">https://api.manitou-group.com/marketing/api/v1/attachments/U_NeFCQAAcK3-x8/datasheet?locale=en-US&amp;unit=all</a></pre>
response	<pre>{   "link":   "https://views.manitou-group.com/attachments/U_NeFCQAAcK3-x8?p=b&amp;locale=en-US&amp;unit=all" }</pre>

Copy/paste the response url to show the corresponding technical sheet PDF :

**EXTENSIBLE PLATFORM** Created on September 2, 2025 at 8:01 AM UTC

Technical sheet :

# EXTENSIBLE PLATFORM





## Customer benefits

- Flexibility for people lifting applications.
- 2 different working widths available.
- Heavy duty and galvanized structure for an improved longevity.
- Non-slip metal floor.
- Expandable sides are independent.
- Fork sleeves for yard handling.

## Technical characteristics

- Capacity from 365 kg / 805 lb to 1000 kg / 2205 lb.
- Slewing platform +/- 90° on both sides.
- Legally approved for 3 persons.
- Accessible from 3 sides.
- Overload sensor.



Technical characteristics		NAC 2.45 / 5m 365 kg	NAC 2.45 / 5m 1000 kg	NAC 2.45 / 6m 365 kg	PSE 5000 / 365 D 3P	PSE 5000 / 1000 D 3P	PSE 6000 / 365 D 3P
Capacity including people (kg)		365	1000	365	365	1000	365
Number of people		3	3	3	3	3	3
Distance to center of gravity (mm)		1150	1150	1250	1101	1150	1250
<b>Weight</b>							
Overall weight (kg)		1020	1020	1090	1020	1020	1090
<b>Weight and dimensions</b>							
Overall height (mm)	h17	1289	1289	1307	1629	1629	1639
Overall length (mm)	l1	2302	2302	2293	2302	2302	2293
Width minimum (mm)		2451	2451	2451	2451	2451	2451
Width maximum (mm)		4999	4999	5999	4999	4999	5999
Depth (mm)	p5	1120	1120	1120	1120	1120	1120
<b>Working Parameters</b>							
Required machine equipment							
Rotation 1 (°)		90	90	90	90	90	90
Rotation 2 (°)		90	90	90	90	90	90

Machines compatibility		NAC 2.45 / 5m 365 kg	NAC 2.45 / 5m 1000 kg	NAC 2.45 / 6m 365 kg	PSE 5000 / 365 D 3P	PSE 5000 / 1000 D 3P	PSE 6000 / 365 D 3P
<b>Reference number</b>		-	788786	788784	-	-	-
MT 1335 HA 75D ST5		-	-	X	-	-	-
MT 1335 HA 100D ST5		-	-	X	-	-	-
MT-X 1440 A		-	X	X	-	-	-
MT-X 1840 A		-	X	X	-	-	-
MT 1440 A <b>OLD</b>		-	X	X	-	-	-
MT 1440 HA <b>OLD</b>		-	X	X	-	-	-
MT 1840 A <b>OLD</b>		-	X	X	-	-	-
MT 1840 HA <b>OLD</b>		-	X	X	-	-	-
<b>Reference number E-RECO</b>		921309	921308	921310	52719253	52719254	52719255
MRT 1645 75		-	-	-	X	X	X
MRT 1645 115		-	-	-	X	X	X
MRT 1845 75		-	-	-	X	X	X
MRT 1845 115		-	-	-	X	X	X

Attachment technical data sheet example

...

- Machine book :

**GET** /api/v1/brochures/machine-book?[locale] [unit] [machineId] [filter] [format]  
[watermark] [forceDownload] [withDownloadLink]

Machine book example for the *MRT 2260 E rotating telehandler machine*:

url	curl -X GET -H 'Ocp-Apim-Subscription-Key: clientSecret' https://api.manitou-group.com/marketing/api/v1/brochures/machine-book?locale=en-US&unit=metric&machineId=52689989
response	{ "link": "https://brochures.manitou-group.com/machine-book?p=b&machineId=52689989&unit=metric&locale=en-US" }

Copy/paste the response url to show the corresponding machine book PDF:



English Rotating telehandlers MRT Vision Plus

# **MRT 2260 E**

## MACHINE BOOK



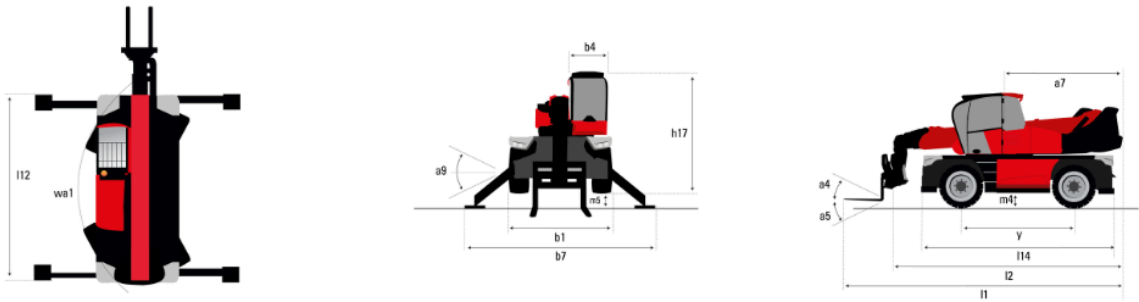


## MRT 2260 E - TECHNICAL DATA

Capacities		Metric
Max. capacity	Q	6000 kg
Max. lifting height	h3	21.80 m
Maximum outreach		18.20 m
Weight and dimensions		
Overall length (with forks)	l1	8.17 m
Length to face of forks	l2	6.97 m
Overall width	b1	2.50 m
Overall height	h17	3.10 m
Overall cab width	b4	0.96 m
Ground clearance	m4	0.38 m
Wheelbase	y	3.05 m
Tilt-up angle	a4	12 °
Tilt-down angle	a5	110 °
Turret rotation		360 °
Overall weight		18000 kg
Forks length / width / section	l / e / s	100 mm x 1200 mm x 60 mm
Wheels		
Standard tires		445/65 R22,5
Drive wheels (front / rear)		2 / 2
Steering mode		2 wheel steer, 4 wheel steer, Crab mode
Stabilisers		
Stabilizers Type		Telescopic Duplex
Controls with stabs		Stabs Commands Individual or Simultaneous
Electric circuit		
Number of batteries / Battery voltage		2 x 12 V
12V Battery capacity		120 Ah
Battery starting current		(EN)850 A
Engine/Battery		
Battery technology		Lithium-ion
Battery capacity		105 Ah
Battery nominal voltage		624 V
Battery max. voltage		680 V
Battery energy		65 kW/h
Electric engine power rating		107 kW
Hydraulic motor power		84 kW
Charger Power / Phase / Current type		11 kW / Single-phase or three-phase / AC
Transmission		
Transmission type		Electrical
Number of gears (forward / reverse)		2 / 2
Max. travel speed		37 km/h
Drawbar pull		8600 daN
Drawbar pull continuous		4300 daN
Parking brake		Automatic negative parking brake
Service brake		Oil-immersed multi-discs braking on front & rear axles
Performances		
Max Gradeability (laden / unladen)		36 % / 48 %
Gradeability continuous (laden / unladen)		18 % / 23 %
Hydraulics		
Hydraulic pump type		Fixed displacement piston
Hydraulic flow		175 l/min
Hydraulic Pressure		350 bar
Hydraulic tank capacity		200 l
Noise and vibration		
Noise at driving position (LpA)		65 dB
Noise to environment (LwA)		103 dB
Vibration on hands/arms		< 2.50 m/s²
Miscellaneous		
Steering wheels (front / rear)		2 / 2
Controls		2 Joysticks
Cab certification		Cabin ROPS - FOPS level 2
Attachment recognition system (E-Reco)		Standard

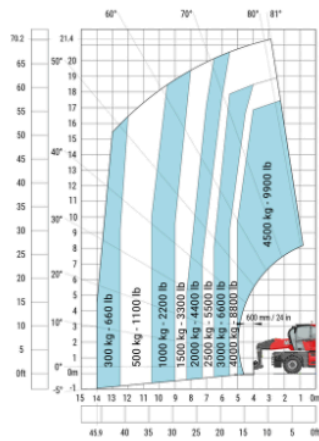


**MRT 2260 E - DIMENSIONAL DRAWING**

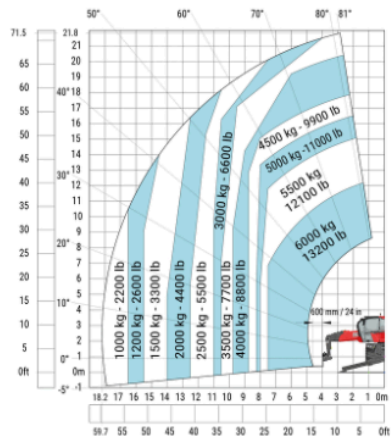


**MRT 2260 E - LOAD CHART**

Machine on tires with forks Metric



Machine on lowered stabilisers with forks (CAF) Metric





**MRT 2260 E** - COMPATIBLE ATTACHMENTS

BUCKETS

**Concrete Mixing Bucket**



**Concrete Mixing Bucket - BMC 500 (b)**

Capacity	Overall weight	Overall height	Width	Depth	Reference number E-RECO
500 kg	770 kg	1050 mm	1950 mm	1050 mm	52728342
Mandatory machine equipment:  +					




**Concrete Mixing Bucket - BMC 750**


Capacity	Overall weight	Overall height	Width	Depth	Reference number E-RECO
750 kg	920 kg	1200 mm	1950 mm	1250 mm	52728352
Mandatory machine equipment:  +					

BUCKETS

**General Purpose Bucket (MRT)**



**General Purpose Bucket (MRT) - CBR 1000 / 2450 (a)**

Distance to center of gravity	Capacity	Heaped capacity	Overall weight	Overall height	Overall length
500 mm	2100 kg	1000 l	415 kg	802 mm	890 mm
Width	Reference number E-RECO				
2450 mm	921282				
Mandatory machine equipment: 					

Machine book example

**1.6. Settings use cases**

API tag group: settings

As an IT developer, I want to see reference data (in the sense of nomenclatures).



Here are the available operations:



Select API

Search operations

Group by tag

attachments

brochures

healthcheck

machines

settings

GET

Get all available locales

GET

Get available applications

GET

Get available brands

GET

Get available markets

## machine & attachment information - v1

API definition

Changelog

Data to power your websites (machine and attachments pages). Among the possibilities offered by this API are:

- machine pages: visuals, data, and brochures,
- attachment pages: visuals, data, and brochures
- compatibility between machines and attachments and between attachments and machines

### Get all available locales

Get all available locales

settings

#### Request

GET

`https://qua-api.manitou-group.com/marketing/api/v1/settings/locales`

*Available operations for `settings` tag*

#### API endpoints:

##### Get all available locales

**GET** `/api/v1/settings/locales`

##### Get available applications

**GET** `/api/v1/applications?[locale]`

##### Get available brands

**GET** `/api/v1/brands?[locale]`

##### Get available markets and secondary market

**GET** `/api/v1/markets?[locale]`

## 1.7. What is not included in this API

The Machine & Attachment Information API does not include:

- Videos,
- Application visuals and studio visuals,
- Description of the machines and the attachments (to avoid duplicate content for SEO),



## 2. In details: the Machine & Attachment Information API

A product is a machine or an attachment.

### 2.1. Get a specific product

Let's focus on the way to get a **specific product**.

The endpoint **GET** `/api/v1/machines/{machineId}` returns a specific machine

The endpoint **GET** `/api/v1/attachments/{attachmentId}` returns a specific attachment



The following chart lists the fields exposed by the previous endpoints for any product, whether for a machine or an attachment.

### Product attribute types:

Point of attention about product 'attributes' returned in the `$.attributes` field

Machines and attachments have a lot of attributes about their technical characteristics and each machine or attachment exposes only its own fields.

Keep in mind that all attributes of products are exposed, but you probably don't need all attributes. If you have any doubt about which attribute you need, please contact the support.

All attributes are exposed with a code, label and value, with information about the associated group (with group code and group label). Each attribute has its own type depending on the accuracy of the information presented.

Here is a table summarizing the possible attribute types. We distinguish between simple types (code, label, value) and complex types (specific JSON structure).

Simple type		
type	description	example
<i>string</i>	<i>Text or html value</i>	<code>base_unit_part_number</code>
<i>integer</i>	<i>Integer value</i>	<code>number_of_cylinders</code>
<i>decimal</i>	<i>Decimal value</i>	<i>Non applicable*</i>
<i>boolean</i>	<i>Boolean (true/false)</i>	<code>electrical_machine_model</code>



Complex type		
type	description	example
measure	Value with associate unit (metric or imperial)	wheelbase
enum	Option among a list of possible options	tyres_model
array[enum]	Multiple option among a list of possible options	steering_mode
assetLinks	Different urls following type of view (original, preview...)	machine_on_tyres_with_forks
array[asset]	Different urls for downloading document	brochures

The following charts lists an example of each possibility with json details

## Product variants:

Point of attention about product 'variants' returned in the \$.variants field :

All attachments and several machines have variants, sometimes up to 2 levels of variants. For example, the 'Bucket 4 in 1' attachment has as many variants as capacities, and a truck mounted forklift machine has as many variants as compatible masts. All variants of a product are exposed as sub-products (e.g. with the same JSON structure) in a "variants" array of the uplevel product, so each variant has its own identifier and its own specific information, but keep in mind that **you must only use the ID of the uplevel product in parameters of endpoints of the Machine & Attachment Information product.**

product details - JSON data	Comments
<pre>{   "identifier": "mrt_123+",   "name": "MRT 123", </pre>	ID and product name
<pre>  "creationDate": "2021-01-22T08:34:51Z",   "updateDate": "2023-10-02T13:48:03Z", </pre>	System dates



product details - JSON data	Comments
<pre> "productRanges": [   [     {       "parent": null, "code": "manitou_group",       "label": "Manitou Group"     },     {       "parent": "manitou_group", "code": "machine_families",       "label": "Machines"     },     {       "parent": "machine_families", "code": "M0F101_telehandlers",       "label": "Chariots télescopiques"     },     {       "parent": "M0F101_telehandlers",       "code": "M0F101F2004_rotating_telehandlers",       "label": "Chariots télescopiques rotatifs"     },     {       "parent": "rotating_telehandlers", "code": "mrt_manitou",       "label": "MRT"     }   ] ], "categories": ["mrt_manitou"], </pre>	<p>Categories of the product</p> <p>&gt; returned with all levels of category branches as a flat structure in the <b>'productRanges'</b> field</p> <p>&gt; returned as an array of leaf categories in the <b>'categories'</b> field</p> <p>&gt; for main categories, visuals can be retrieved with the GET <code>/machines/_categories</code> and GET <code>/attachments/_categories</code> endpoints</p>
<pre> "preview": "https://views.manitou-group.com/tessa/329594?channel=medium", "thumbnail": "https://views.manitou-group.com/tessa/329594?channel=small", </pre>	<p>Links of product main visual in different sizes</p>
<pre> "markets": [   "CONS",   "RENT" ], </pre>	<p>Codes of markets of the product</p>
<pre> "applications": [   "elevation_people",   "lift" ], </pre>	<p>Codes of specific applications covered by the product; this information is provided more for attachments than for machines</p>
<pre> "isNew": false, "isOxygen": true, </pre>	<p>Some flags about the product</p>
<pre> "attributes": [ </pre>	<p>List of <a href="#">all attributes</a> of the product ; below are examples of all attribute types</p>



product details - JSON data	Comments
<pre>{   "code": "base_unit_part_number",   "label": "Numéro de configurable",   "value": "52612392" }, {   "group": {     "code": "cpq_information",     "label": "Informations CPQ"   },   "type" : "string" }, }</pre>	<p><u>String attribute</u></p> <p>&gt; first example of string attribute with text as value</p>
<pre>{   "code": "additional_information",   "label": "Informations supplémentaires",   "value": "&lt;p&gt;E-reco 2 MRT : version dédiée aux marchés Amérique du nord, Australie et Nouvelle Zélande.&lt;br&gt;&lt;/p&gt;" }, {   "group": { &lt;ATTRIBUTE_GROUP_CODE/LABEL&gt; },   "type" : "string" } }</pre>	<p><u>String attribute</u></p> <p>&gt; second example of string attribute with html as value</p>
<pre>{   "code": "electrical_machine_model",   "label": "Cette machine est toute électrique",   "value": true,   "group": { &lt;ATTRIBUTE_GROUP_CODE/LABEL&gt; }   "type" : "boolean" }, }</pre>	<p><u>Boolean attributes</u></p> <p>&gt; value is simply a boolean</p>
<pre>{   "code": "number_of_cylinders",   "label": "Nombre de cylindres",   "value": 4,   "group": { &lt;ATTRIBUTE_GROUP_CODE/LABEL&gt; },   "type" : "integer" }, }</pre>	<p><u>Integer attributes</u></p> <p>&gt; value is simply a number</p>
<pre>{   "code": "wheelbase",   "label": "Empattement",   "value": {     "raw": {       "unit": "METER",       "amount": "2.4300"     },     "metric": {       "unit": "m",       "amount": "2.4300"     },     "imperial": {       "unit": "in",       "amount": "95.66929133858267716535433070866142"     }   },   "group": { &lt;ATTRIBUTE_GROUP_CODE/LABEL&gt; },   "type" : "measure" }, }</pre>	<p><u>Measure attributes</u></p> <p>&gt; conversion is applied to return attribute value in each requested measurement system (according to the 'unit' parameter)</p>



product details - JSON data	Comments
<pre>{   "code": "tyres_model",   "label": "Pneus standards",   "value": {     "code": "405_70_20",     "label": "405/70-20"   },   "group": { &lt;ATTRIBUTE_GROUP_CODE/LABEL&gt; },   "type" : "enum" },</pre>	<p><u>Enum attributes (options)</u></p> <p>&gt; value is an option among a list of possible options for this attribute ; this option is returned with a {code/label} json object</p>
<pre>{   "code": "steering_mode",   "label": "Mode de direction",   "value": [     {       "code": "steering_mode_2_wheel_steer",       "label": "2 roues directrices"     },     {       "code": "steering_mode_4_wheel_steer",       "label": "4 roues directrices"     },     &lt;OTHER_ITEMS_OF_ARRAY_VALUE_OF_CURRENT_ATTRIBUTE&gt;   ],   "group": { &lt;ATTRIBUTE_GROUP_CODE/LABEL&gt; },   "type" : "array[enum]" },</pre>	<p><u>List options attributes</u></p> <p>&gt; for attributes for which multiple options can be set (ex : 'steering_mode' attribute), 'value' field is an array of {code/label} json objects, even in the case of only one option</p>
<pre>{   "code": "machine_on_tyres_with_forks",   "label": "Machine sur pneus avec fourches",   "value": {     "original": "https://views.manitou-group.com/tessa/329594",     "preview":       "https://views.manitou-group.com/tessa/329594?channel=medium",     "thumbnail":       "https://views.manitou-group.com/tessa/329594?channel=small",     "thumbnail_small":       "https://views.manitou-group.com/tessa/329594?channel=xsmall",     "full": "https://views.manitou-group.com/tessa/329594",     "small":       "https://views.manitou-group.com/tessa/329594?channel=small",     "xsmall":       "https://views.manitou-group.com/tessa/329594?channel=xsmall",     "medium":       "https://views.manitou-group.com/tessa/329594?channel=medium",     "large":       "https://views.manitou-group.com/tessa/329594?channel=large"   },   "group": { "code": "load_chart", "label": "Abaques Metric" },   "type" : "assetLinks" }, {   "code": "brochures",   "label": "Brochures",   "value": [     "https://views.manitou-group.com/tessa/329598",     "https://views.manitou-group.com/tessa/329596",     "https://views.manitou-group.com/tessa/329590",     &lt;OTHER_ITEMS_OF_ASSET_ORIGINAL_LINK&gt;   ],   "group": { &lt;ATTRIBUTE_GROUP_CODE/LABEL&gt; },   "type" : "array[asset]" },</pre>	<p><u>Asset attributes</u></p> <p>&gt; for one asset attributes (ex : 'machine_on_tyres_with_forks' attribute), value is a set of links to download the asset (original, preview, thumbnail, ...) ; in case of a picture, url in different sizes are included:</p> <ul style="list-style-type: none"><li>- small: 300px</li><li>- xsmall: 150px</li><li>- medium: 768px</li><li>- large: 1024px</li></ul> <p>(to get picture in its original size, use the 'original' link)</p> <p>&gt; when array of assets attribute (ex : 'brochures' attribute), value lists only urls to download each asset in its original format</p> <p><b>A better way to get product assets, with resizing and localized links, is to use the GET/machines/{machineId}/assets or GET/attachments/{attachmentId}/assets endpoints.</b></p>



product details - JSON data	Comments
<pre>&lt;OTHER_ATTRIBUTES_OF_PRODUCT&gt; ],</pre>	
<pre>"variants": [   {     "identifier": "mrt_123+_variant1",     "name": "MRT 123",     &lt;ALL_OTHER_FIELDS_FOR_CURRENT_VARIANT&gt;,     "variants": [ &lt;LEVEL_2_VARIANTS_OF_CURRENT_VARIANT&gt; ]   },   &lt;OTHER_VARIANTS_OF_LEVEL_1&gt; ]</pre>	All enabled variants of the uplevel product, with their own information



## 2.2. Get a list of products

Let's focus on the way to get a **list of filtered products**.

The endpoint **GET** /api/v1/machines returns a list of machines

The endpoint **GET** /api/v1/attachments returns a list of attachments

The following chart lists the fields exposed by the previous endpoints for any product, whether for a machine or an attachment.

products list - JSON data	Comments
<pre>{   "total": 53,</pre>	Count of results
<pre>  "results": [</pre>	List of filtered products
<pre>    {       "identifier": "UtVER123ADUztIyO",       "name": "78 SEC",       "creationDate": "2018-12-07T14:57:32Z",       "updateDate": "2023-09-26T14:54:05Z",       "productRanges": [ &lt;CATEGORIES_BRANCHES&gt; ],       "categories": [ &lt;LEAF_CATEGORIES_CODES&gt; ],       "preview": &lt;CURRENT_PRODUCT_PREVIEW_LINK&gt;,       "thumbnail": &lt;CURRENT_PRODUCT_THUMBNAIL_LINK&gt;,</pre>	ID, name, ... and other information of current product (see previous chart for more detailed field values)
<pre>    "markets": [       "INDU"     ],     "brand": [       "MANITOU"     ],     "applications": ["lift", "elevation_people"],</pre>	Markets, brands and specific applications of current product  > codes are returned for markets and applications  > /!\ labels are returned for brands
<pre>    "enabled": true,     "isNew": false,     "isOxygen": false,     "isOldSomewhere": false,     "isOld": false,     "isInnovation": false</pre>	Some flags of current product
<pre>  },   &lt;OTHER_FILTERED_PRODUCTS&gt; ],</pre>	
<pre>"facets": [   "total": 53,</pre>	Facets
<pre>  "isOxygen": {"false": 0, "true": 2},   "isInnovation": {"false": 3, "true": 0},   "isNew": {"false": 108, "true": 2},   "isOldSomewhere": {"false": 54, "true": 167},   "isOld": {"false": 0, "true": 67},</pre>	Facets on product flags



products list - JSON data	Comments
<pre>"market": {   "AGRI": 55,   "AERO": 5,   &lt;OTHER_MARKET_FACETS&gt; }, "brand": {   "ManitouATT": 0,   "Manitou": 207,   "Gehl": 32 }, "application": {   "Manutentionner des palettes": 0,   "Creuser": 0,   &lt;OTHER_APPLICATION_FACETS&gt; }, </pre>	Facets on markets, brands, and specific applications  > while brand labels are returned in results, brand codes are returned in facets
<pre>"category": {   "warehousing": 9,   "rs": 9,   &lt;OTHER_CATEGORY_FACETS&gt; } ]</pre>	Facets on product categories

## 2.3 . Get a list of assets for a specific product

Let's focus on the way to get a **list of assets** linked to a product.

The endpoint **GET** `/api/v1/machines/{machineId}/assets` returns assets for specific machine

The endpoint **GET** `/api/v1/attachments/{attachmentId}/assets` returns assets for specific attachment

The following chart lists the fields exposed by the previous endpoints for any product, whether for a machine or an attachment.

*How do I find specific assets for a product?*

*An asset is returned with the attribute by which it is associated with the product. You can use this attribute, along with its attribute group, to identify specific resources. The table below lists some examples (please contact support for a complete list of attributes and attribute groups), while the following table (product assets - JSON data) illustrates the data from a metric chart.*

Specific assets	Attribute (code)	Attribute group (code)
Main visual	main_visual	
Metric charts		load_chart
Imperial charts		load_chart imperial
Dimensional drawings		dimensional_drawing

*Points of attention about assets with different translations :*

*- Be careful, keep in mind that a localized asset is returned only if the locale specified in the request is available or if an English default translation is available*



product assets - JSON data	Comments
[	List of assets linked to the product
<pre>{   "code": "load_chart_agriculture_telehandler_mlt630_115_115v_on_tyres_with_for ks_met.ai",   "type": "ai",   "mediaType": "Document",   "label": "Mon produit en détail !",   "clprCode": "703824",   "creationDate": "2021-07-16",   "updateDate": "2024-04-29",</pre>	<p>General common information about assets</p> <p>&gt; type examples: ai, jpeg, jpg, pdf, png</p> <p>&gt; mediaType examples: Document, Image</p>
<pre>  "attributeWithGroup": {     "code": "machine_on_tyres_with_forks",     "label": "Machine sur pneus avec fourches",     "group": {       "code": "load_chart",       "label": "Abaques Metric"     }   },</pre>	<p>Attribute for which assets and the product are linked</p> <p>Examples: machine_on_tyres_with_fork s / brochures</p> <p><b>If the same asset is linked to a product through several attributes, it will be returned several times.</b></p>
<pre>  "locales": [],   "localized": false,</pre>	<p>Available locales</p> <p>&gt; asset specific fields (links and metadata) contain an entry for each locale ('en_US', ...) if localized is true, or a unique 'no-locale' entry otherwise</p>
<pre>  "links": {     "download": {       "no-locale": "https://views.manitou-group.com/tessa/dimensional_drawing_side_mlt_x _737.jpg/no-locale"     },     "preview": {       "no-locale": "https://views.manitou-group.com/tessa-preview/dimensional_drawing_si de_mlt_x_737.jpg/no-locale"     },     "urlsset": {       "no-locale": {         "original": "https://views.manitou-group.com/tessa/dimensional_drawing_side_mlt_x _737.jpg/no-locale",         "small": "https://views.manitou-group.com/tessa/dimensional_drawing_side_mlt_x _737.jpg/no-locale?channel=small",         "xsmall": "https://views.manitou-group.com/tessa/dimensional_drawing_side_mlt_x _737.jpg/no-locale?channel=xsmall",         "medium": "https://views.manitou-group.com/tessa/dimensional_drawing_side_mlt_x _737.jpg/no-locale?channel=medium",         "large": "https://views.manitou-group.com/tessa/dimensional_drawing_side_mlt_x _737.jpg/no-locale?channel=large"       }     }   },</pre>	<p>Links of assets</p> <p>&gt; 'download' : links to assets download</p> <p>&gt; 'preview' : links to assets preview</p> <p>&gt; 'urlsset' : sets of url in different sizes when assets are pictures (not returned if not)</p>



product assets - JSON data	Comments
<pre>"metadata": {   "no-locale": {     "fileSize": 103066,     "clprCode": "703824",     "creationDate": "2021-07-16",     "updateDate": "2024-04-29"   } },</pre>	Metadata of assets > fileSize is in bytes > for a localized group of assets, the clprCode may only be available for certain assets and not for others
<pre>"brands": ["Manitou"], "markets": ["AGRI"],</pre>	Markets, brands and tags associated to the assets
<pre>}, &lt;OTHER_ASSETS_LINKED_TO_THE_PRODUCT&gt; ]</pre>	

## 2.4. Get available attachments for a specific machine / compatible machines for an attachment

Let's focus on the way to get **attachments from a machine** or, conversely, by obtaining a **list of machines compatible with a specific attachment**

The endpoint **GET** /api/v1/machines/{machineId}/attachments returns available attachments for a specific machine

The endpoint **GET** /api/v1/attachments/{attachmentId}/machines returns compatible machines for a specific attachment

The following chart lists the fields exposed by the previous endpoints for any product, whether for a machine or an attachment.

*Points of attention regarding the attachment variants available for a machine:*

- The above endpoints return the top-level product ID, without the variant details. For example, if two variants of the "4-in-1 Bucket" attachment are available for a given MRT machine, out of the six variants offered by this bucket, the GET /api/v1/machines/{machineId}/attachments route will simply return the ID of the "4-in-1 Bucket".
- Conversely, it is possible to call these endpoints with the ID of a variant. Thus, if the GET /api/v1/attachments/{attachmentId}/machines route is called with the ID of each of the six variants of the "4-in-1 Bucket", it is possible to determine which bucket variants the MRT machine is compatible with.
- Eventually, these endpoints will evolve to directly return the details of availability/compatibility by variant.

Machines/Attachments compatibilities - JSON data	Comments
[	List of available products for another. Old products are excluded.



Machines/Attachments compatibilities - JSON data	Comments
<pre>{   "code": "mrt_1645_400_115",   "label": "MRT 1645 115",    "productRanges": [ &lt;CATEGORIES_BRANCHES&gt; ],    "mainVisual": {     "original": &lt;MAIN_VISUAL_LINK_IN_ORIGINAL_SIZE&gt;,     "small": &lt;MAIN_VISUAL_LINK_IN_SMALL_SIZE&gt;,     "xsmall": &lt;MAIN_VISUAL_LINK_IN_XSMALL_SIZE&gt;,     "medium": &lt;MAIN_VISUAL_LINK_IN_MEDIUM_SIZE&gt;,     "large": &lt;MAIN_VISUAL_LINK_IN_LARGE_SIZE&gt;   } }, &lt;OTHER_AVAILABLE_PRODUCTS&gt; ]</pre>	<p>Code/label of current available/compatible product</p> <p>&gt; code: in case of compatible / available variants, 'code' is the identifier of the upmost product</p> <p>Categories of the product (see 'A product in detail' chart for more detailed field values)</p> <p>Links of main visual of current available product, in different size</p>

## 2.5. Get products Categories

Let's focus on the way to obtain the **MANITOU Group classification trees** for machines and attachments.

The endpoint **GET** /api/v1/machines/\_categories returns tree for machines

The endpoint **GET** /api/v1/attachments/\_categories returns tree for attachments

The following chart lists the fields exposed by the previous endpoints for any product, whether for a machine or an attachment.

*Notes regarding machine and attachment categories:*

- Machine/attachment categories can be retrieved in a tree structure (default representation) or "flat" format, depending on the requested "structure" parameter.
- All machine (or attachment) categories are returned: your scope of activity may only concern a subset of these categories.

With structure=flat

product categories - JSON data - Flat categories	Comments
[	List of flat categories.



product categories - JSON data - Flat categories	Comments
<pre>{   "parent": "manitou_group",   "code": "machine_families",   "label": "Machines" },</pre>	<p>A flat category, with code/label information, and its category parent code</p> <p>&gt; be careful: the upmost parent ('manitou_group' here) does not exist as a category item (with code='manitou_group').</p>
<pre>{   "parent": "machine_families",   "code": "M0F101_telehandlers",   "label": "Chariots télescopiques",   "mainVisuals": [     {       "brand": "Manitou",       "preview": "https://views.manitou-group.com/tessa/324594?channel=medium",       "thumbnail": "https://views.manitou-group.com/tessa/324594?channel=small"     },     {       "brand": "Gehl",       "preview": "https://views.manitou-group.com/tessa/324598?channel=medium",       "thumbnail": "https://views.manitou-group.com/tessa/324598?channel=small"     }   ] },</pre>	<p>A flat category, additionally with available main visuals</p> <p>&gt; sometimes visuals can be branded, specially for machines categories ; for a non-branded visual, the 'brand' field is not present</p> <p>&gt; for each visual, download links for a preview and a thumbnail are returned</p>
<pre>&lt;OTHER_FLAT_CATEGORY_ITEMS&gt; ]</pre>	

#### With structure=tree (default)

product categories - JSON data - Categories tree	Comments
<pre>{   "code": "machine_families",   "label": "Machines",   "children": [</pre>	<p>Upmost category with code/label information, and its children categories.</p>



product categories - JSON data - Categories tree	Comments
<pre>{   "code": "M0F101_telehandlers",   "label": "Chariots télescopiques",   "mainVisuals": [ &lt;MAIN_VISUALS_LINKS&gt; ],   "children": [     {       "code": "M0F101F2001_ultracompact_telehandlers",       "label": "Chariots télescopiques ultra compacts",       "mainVisuals": [ &lt;MAIN_VISUALS_LINKS&gt; ],       "children": [         {           "code": "ulm_manitou",           "label": "ULM",           "children": []         },         {           "code": "gct_gehl",           "label": "GCT",           "children": []         }       ]     },     &lt;OTHER_M0F101_telehandlers_CHILDREN_CATEGORIES&gt;   ] }, &lt;OTHER_FIRST_LEVEL_CATEGORY_ITEMS&gt; ]</pre>	<p>First level category, with code/label information, and its own children categories, in a recursive schema</p> <p>&gt; if any, available visuals are returned, like in the 'flat' structure</p>
<pre>{   "code": "M0F102_mobileelevatingworkplatforms",   "label": "Nacelles élévatrices mobiles",   "mainVisuals": [ &lt;MAIN_VISUALS_LINKS&gt; ],   "children": [     &lt;M0F102_mobileelevatingworkplatforms_CHILDREN_CATEGORIES&gt;   ] }, &lt;OTHER_FIRST_LEVEL_CATEGORY_ITEMS&gt; ]</pre>	<p>Another first level category</p>

## 2.6. Get Brochures and Technical Documents

The endpoint **GET** `/api/v1/machines/{machineId}/datasheet` returns the datasheet for a specific machine

The endpoint **GET** `/api/v1/attachments/{attachmentId}/datasheet` returns the datasheet for a specific attachment

The endpoint **GET** `/api/v1/brochures/machine-book?[machineId]` returns a machine book for a specific machine

The following table lists the fields exposed by the previous endpoints to obtain links for generating brochures and documents.



#### Notes regarding document generation links:

- If the requested parameters do not allow a document to be generated, a 404 Not Found error is returned by the above endpoints. This is the case, for example, if you request the generation link for a machine book for an old machine without including the 'old' products through the 'filter' parameter (see parameter details).
- It is recommended to always use the above routes to obtain the document generation links, and to use these links as is. For example, if you need to vary one of the parameters, it is better to query the *Machine & Attachment Information API* again to obtain the link that corresponds to this parameter, instead of directly modifying a previously obtained link.

Brochures / Datasheet links - JSON data	Comments
<pre>{   "link":   "https://brochures.manitou-group.com/machine-book?machineId=52002065&amp;   locale=fr-FR&amp;format=html&amp;filter=.old&amp;withDownloadLink=true" }</pre>	Link to generate the requested document

## 2.7. API parameters
















































This API allows the use of the following parameters:

Parameter name	Type	Mandatory	Usage
<b>Applicable for all endpoints</b> (see "Endpoint URLs" for parameter list of each endpoint)			
machineId	Path	yes	Machine ID. Can be used as machineId : <ul style="list-style-type: none"><li>• identifier values returned by GET /api/v1/machines</li><li>• code values returned by GET /api/v1/attachments/{attachmentId}/machines</li></ul> Query parameter : <ul style="list-style-type: none"><li>• is required to get a Machine book</li></ul>
	Query	see Usage	
attachmentId	Path	yes	Attachment ID. Can be used as attachmentId : <ul style="list-style-type: none"><li>• identifier values returned by GET /api/v1/attachments</li><li>• code values returned by GET /api/v1/machines/{machineId}/attachments</li></ul>
	Query	no	
locale	Query	no	Brochures, datasheets, and name and label values in JSON data are returned in the requested locale, and localized assets groups are returned only if the requested locale is available for this group. The code values returned by GET /api/v1/settings/locales can be used as locale parameters : they are composed of the ISO code of the language followed by the ISO2 code of the country (fr-FR, de-DE, de-AT, ...). If no locale is requested, en-US is applied (except for assets). <u>Example :</u> GET /api/v1/markets?locale=it-IT Result : [ { "code": "AGRI", "label": "Agricoltura" }, ... ]



Parameter name	Type	Mandatory	Usage
unit	Query	no	<p>Whether to display measurement data in imperial (<code>imperial</code>), metric (<code>metric</code>), or both measurement systems (<code>all</code> - <i>not applicable for Machine books</i>), whether in brochures, datasheets or JSON data. Notice that in JSON data, the raw value is always returned in the base measurement system. If no unit is requested, <code>all</code> is applied if available, <code>metric</code> otherwise.</p> <p><u>Example:</u></p> <pre>GET /api/v1/machines?q=MRT&amp;unit=imperial</pre> <p>Result :</p> <pre>[...] "minimalAttributes": [   {     "code": "max_lifting_height",     "value": {       "display": {         "imperial": "51 ft 10 in"       },       "data": {         "raw": {           "unit": "METER",           "amount": "15.8000"         },         "imperial": {           "unit": "in",           "amount": "622.047244094488188976375"         }       }     }   } ] [...]</pre>



Parameter name	Type	Mandatory	Usage																								
country / allowOld / isOld	Query	no	<p>When a specific country is requested with the <code>country</code> parameter, the API returns <u>only products that are or were available in that country</u>, depending on the two other parameters.</p> <ul style="list-style-type: none"><li>• only products currently available : <i>when <code>allowOld=0</code>, or when <code>allowOld=1</code> and <code>isOld=0</code></i></li><li>• both products currently and no longer available : <i>when <code>allowOld=1</code> and <code>isOld</code> is omitted</i></li><li>• only products no longer available : <i>when <code>allowOld=1</code> and <code>isOld=1</code> (uncommon usage of the API)</i></li></ul> <p><b>Note :</b> Except for the <code>/brochures</code> endpoints, the <code>country</code> parameter supports a comma-separated list of values, to get products relative to an area (e.g. <code>country=ES,PT</code>).</p> <p>When no country is requested, the API applies the other parameters considering a product is old when it was available in a country but it is no longer available in that country (the product is "old somewhere"). So the API returns ...</p> <ul style="list-style-type: none"><li>• only products not old somewhere : <i>when <code>allowOld=0</code>, or when <code>allowOld=1</code> and <code>isOld=0</code></i></li><li>• all products : <i>when <code>allowOld=1</code> and <code>isOld</code> is omitted</i></li><li>• only products old somewhere : <i>when <code>allowOld=1</code> and <code>isOld=1</code></i></li></ul> <p>Values which can be used are :</p> <ul style="list-style-type: none"><li>• 0 or 1 for <code>allowOld</code> and <code>isOld</code> parameters</li><li>• the iso2 country code for the <code>country</code> parameter (US, GB, FR, IT, ...)</li></ul> <p>The following chart shows in parentheses the default value used by the API for each parameter, and when the parameter can be set  or not .</p> <table><tr><th>URL</th><th>country</th><th>allowOld</th><th>isOld</th></tr><tr><td>Get all machines</td><td>( ) </td><td>(0) </td><td>( ) </td></tr><tr><td>Get attachments of a machine</td><td>( ) </td><td>(0) </td><td>( ) </td></tr><tr><td>Get machine by ID</td><td>( ) </td><td>(1) </td><td>( ) </td></tr><tr><td>Get all attachments</td><td>( ) </td><td>(0) </td><td>( ) </td></tr><tr><td>Get compatible machines of an attachment</td><td>( ) </td><td>(0) </td><td>( ) </td></tr></table> <p>For brochures, <code>allowOld</code> and <code>isOld</code> parameters are replaced by the <code>filter</code> parameter : see <i>filter parameter</i> for more details.</p> <p><b>Example :</b> GET <code>/api/v1/machines?country=FR</code> Result : the API returns only machines currently available in France.</p>	URL	country	allowOld	isOld	Get all machines	( ) 	(0) 	( ) 	Get attachments of a machine	( ) 	(0) 	( ) 	Get machine by ID	( ) 	(1) 	( ) 	Get all attachments	( ) 	(0) 	( ) 	Get compatible machines of an attachment	( ) 	(0) 	( ) 
URL	country	allowOld	isOld																								
Get all machines	( ) 	(0) 	( ) 																								
Get attachments of a machine	( ) 	(0) 	( ) 																								
Get machine by ID	( ) 	(1) 	( ) 																								
Get all attachments	( ) 	(0) 	( ) 																								
Get compatible machines of an attachment	( ) 	(0) 	( ) 																								



Parameter name	Type	Mandatory	Usage															
category / machineCategory / attachmentCategory	Query	no	<p>When using category parameters, the API only returns products from at least one of the requested categories (or subcategories), whether in JSON data or in brochures.</p> <p>Values which can be used are :</p> <ul style="list-style-type: none"><li>code returned by GET /api/v1/machines/_categories for the categories of machines</li><li>code returned by GET /api/v1/attachments/_categories for the categories of attachments</li></ul> <p>Depending on the URL, a comma-separated list of category codes can be requested, or a unique code.</p> <table><tr><th>URL</th><th>parameter</th><th>categories of machines / att.</th><th>code / list parameter</th></tr><tr><td>Get all machines</td><td>category</td><td>machines</td><td>list</td></tr><tr><td>Get all attachments</td><td>category</td><td>attachments</td><td>list</td></tr></table> <p><u>Example :</u> GET /api/v1/machines?category=M0F103F2003_backhoe_loaders,M0F103F2005_compactskid_loaders Result : the API returns only machines from the “Backhoe loaders” and the “Compact skid loaders” categories (and their subcategories).</p>	URL	parameter	categories of machines / att.	code / list parameter	Get all machines	category	machines	list	Get all attachments	category	attachments	list			
URL	parameter	categories of machines / att.	code / list parameter															
Get all machines	category	machines	list															
Get all attachments	category	attachments	list															
brand	Query	no	<p>When using the brand parameter, the API only returns products (machines or attachments) of at least one of the requested brands, whether in JSON data or in brochures.</p> <p>Can be used as brand :</p> <ul style="list-style-type: none"><li>code values returned by GET /api/v1/brands</li></ul> <p>Depending on the URL, a comma-separated list of brand codes can be requested, or a unique code.</p> <table><tr><th>URL</th><th>brand parameter is applied on ...</th><th>code / list parameter</th></tr><tr><td>Get all machines</td><td>machines</td><td>list</td></tr><tr><td>Get all attachments</td><td>attachments</td><td>list</td></tr></table> <p><u>Example :</u> GET /api/v1/machines?brand=Manitou Result : the API returns only MANITOU brand machines.</p>	URL	brand parameter is applied on ...	code / list parameter	Get all machines	machines	list	Get all attachments	attachments	list						
URL	brand parameter is applied on ...	code / list parameter																
Get all machines	machines	list																
Get all attachments	attachments	list																
market	Query	no	<p>When using the market parameter, the API only returns products (machines or attachments) of at least one of the requested markets, whether in JSON data or in brochures.</p> <p>Can be used as market :</p> <ul style="list-style-type: none"><li>code values returned by GET /api/v1/markets</li></ul> <p>Depending on the URL, a comma-separated list of market codes can be requested, or a unique code.</p> <table><tr><th>URL</th><th>market parameter is applied on ...</th><th>code / list parameter</th></tr><tr><td>Get all machines</td><td>machines</td><td>list</td></tr><tr><td>Get assets of a machine</td><td>assets</td><td>list</td></tr><tr><td>Get all attachments</td><td>attachments</td><td>list</td></tr><tr><td>Get assets of an attachment</td><td>assets</td><td>list</td></tr></table> <p><u>Example :</u> GET /api/v1/machines?market=CONS,INDU Result : the API returns machines of Construction and Industry markets.</p>	URL	market parameter is applied on ...	code / list parameter	Get all machines	machines	list	Get assets of a machine	assets	list	Get all attachments	attachments	list	Get assets of an attachment	assets	list
URL	market parameter is applied on ...	code / list parameter																
Get all machines	machines	list																
Get assets of a machine	assets	list																
Get all attachments	attachments	list																
Get assets of an attachment	assets	list																



Parameter name	Type	Mandatory	Usage									
application	Query	no	<p>When using the <code>application</code> parameter, the API only returns products that enable the requested application, as well as products without any specific application, whether in JSON data or in brochures.</p> <p>Can be used as <code>application</code> :</p> <ul style="list-style-type: none"><li>code values returned by <code>GET /api/v1/applications</code></li></ul> <p>For this parameter, only a unique code can be requested.</p> <table><tr><th>URL</th><th>application parameter is applied on ...</th><th>code / list parameter</th></tr><tr><td>Get all machines</td><td>machines</td><td>code</td></tr><tr><td>Get all attachments</td><td>attachments</td><td>code</td></tr></table> <p><u>Example :</u> <code>GET /api/v1/attachments?application=digging</code> Result : the API returns attachments where one of the applications is to dig, as well as attachments without any specific application.</p>	URL	application parameter is applied on ...	code / list parameter	Get all machines	machines	code	Get all attachments	attachments	code
URL	application parameter is applied on ...	code / list parameter										
Get all machines	machines	code										
Get all attachments	attachments	code										
Applicable for the <code>GET /api/v1/machines</code> and the <code>GET /api/v1/attachments</code> URLs												
isOxygen / isNew	Query	no	<p>(only applicable on the <code>GET /api/v1/machines</code> URL)</p> <p>To filter the list of machines returned by the API.</p> <ul style="list-style-type: none"><li><code>isOxygen</code> : whether the machine has the Low emission label (1) or not (0) ; omitting this parameter will return all machines, whether with Low emission label or not</li><li><code>isNew</code> : whether the machine is new (1) or not (0) ; omitting this parameter will return all machines, whether new or not</li></ul>									
q	Query	no	<p>To filter the list of products returned by the API : <code>q</code> value is the product name (or partial name) to search (case and space unsensitive).</p> <p><u>Example :</u> <code>GET /api/v1/machines?q=2260</code> Result : machines returned by the API are “MRT 2260”, “MRT 2260 e” and “MRT-X 2260”.</p>									
richFacets	Query	no	<p>Whether to use rich facet payloads with code, label and counts for each facet (1), or only result counts (0 or omitted).</p> <p><u>Example :</u> <code>GET /api/v1/machines?q=2260&amp;richFacets=1</code> Result : [...] "facets": {   "market": {     "AGRI": {       "count": 0,       "label": "Agriculture"     },   },   [...]</p>									
Applicable for the <code>GET /api/v1/machines/{machineId}</code> and the <code>GET /api/v1/attachments/{attachmentId}</code> URLs												



Parameter name	Type	Mandatory	Usage				
fields	Query	no	<p>Whether to request a <b>full response</b> (no parameter) or a <b>partial response</b> (comma-separated list of optional fields to include in payload in addition to the minimal response fields).</p> <p>The fields of the minimal response are <code>identifier</code> and <code>name</code>. To get only minimum fields, just use a non-empty value (e.g. "-").</p> <p>Optional fields are all other fields on the first level and nested fields of <code>variants</code> array (e.g. "preview, variants(attributes)").</p> <p>To get all nested fields of <code>variants</code> array, just use "variants". To get only minimum fields of <code>variants</code>, use "variants(-)".</p> <p><u>Example :</u></p> <pre>GET /api/v1/attachments/bucket_4_in_1?fields=preview,variants(-) &amp;locale=fr-FR</pre> <p><b>Result :</b></p> <pre>{   "name": "Godet 4 en 1",   "identifier": "bucket_4_in_1",   "preview": "https://views.manitou-group.com/tesa/499409?channel=medium",   "variants": [     {       "name": "Gkc1GAEBBJoXg3vO",       "identifier": "CB4x1 850L / 2300"     },     {       "name": "Sac8SwhZkBsYg3vi",       "identifier": "CB4x1 900L / 2450"     },     [...]   ] }</pre>				
Applicable for datasheet and brochures							
filter	Query	no	<p>(only applicable for brochures)</p> <p><code>filter</code> expression sets the behavior regarding old products (machines or attachments). The expression must follow the repeating pattern <code>&lt;symbol&gt;&lt;key&gt;</code> where supported symbols are <code>'.'</code> (include), <code>'-'</code> (exclude), and <code>'~'</code> (only/must-match), and the supported key is <code>old</code> (<i>other keys may be added in future versions of the api</i>). For missing keys, the default value is <code>'-&lt;missing_key&gt;'</code>.</p> <p>Like the <code>allowOld</code> and <code>isOld</code> parameters, the <code>old</code> filter is linked with the <code>country</code> parameter, considering that :</p> <ul style="list-style-type: none"><li>• <code>.old</code> is equivalent to <code>allowOld=1</code></li><li>• <code>-old</code> is equivalent to <code>allowOld=0</code></li><li>• <code>~old</code> is equivalent to <code>allowOld=1&amp;isOld=1</code></li></ul> <p>(see <code>country / allowOld / isOld</code> parameters for more details)</p> <p>The following chart shows for each filter the filtered products, depending on the brochure.</p> <table><tr><th>Brochure</th><th><code>old</code> is applied on ...</th></tr><tr><td>Machine Book</td><td>Machine (<i>no attachments</i>)</td></tr></table>	Brochure	<code>old</code> is applied on ...	Machine Book	Machine ( <i>no attachments</i> )
Brochure	<code>old</code> is applied on ...						
Machine Book	Machine ( <i>no attachments</i> )						
format	Query	no	Output format ( <code>html</code> or <code>pdf</code> ). Omitting this parameter will generate an <code>html</code> document.				
watermark	Query	no	Whether to include an environment watermark (omitted or <code>1</code> ) or not ( <code>0</code> ). No watermark can be included in the production environment.				
forceDownload	Query	no	Whether to force generated PDF to be downloaded (omitted or <code>1</code> ) or not ( <code>0</code> ).				



Parameter name	Type	Mandatory	Usage
withDownloadLink	Query	no	Whether to include a link to download the document as a PDF (1) or not (omitted or 0).

Please note that the filter parameters can be combined one with another, so one can retrieve all the machines of a given brand and for a given market, for example.

## 3. Understand the technical Machine & Attachment Information API design

### 3.1. Onboarding & Security through API manager



The base url to access data is :

`https://api.manitou-group.com/marketing/`



Here is a summary of the steps before calling APIs:

1. To start the integration, the IT Developer must ask the MANITOU client (dealer in most cases) to create a service account.
2. When first connecting to the MANITOU Group API Store with success, the user agrees to the terms of use proposed by MANITOU Group. This API is made available free of charge according to the terms of use proposed by MANITOU group, including versioning.
3. The user **must be authenticated** when performing a call to data APIs.

Parameter name	Type	Mandatory	Usage
Ocp-Apim-Subscription-Key	Header	yes	Customer subscription key (primary or secondary)

### 3.2. Dynamic attributes, how does it work?



As illustrated in the “In details” section, the API is not based on a semantically rich JSON schema but on an attribute catalog. MANITOU made this “dynamic API” design choice in order to respond quickly to changes in its products and avoid having to publish new API versions each time.

Each product (machine, attachment) is accessible as a resource with its unique identifier and with an attributes catalog. When the value of these attributes changes, the API dynamically reflects the changes, but sometimes structural modifications are necessary (related to internal developments at MANITOU) such as adding, modifying, deleting attributes or attribute options...



### 3.3. Best practices in terms of development strategy



Changes made to products impact the API's JSON payload, and it is important to distinguish between two types of changes (**Non-breaking changes** and **Breaking changes**).

**Non-breaking changes** : Any non-breaking changes made to our product will be communicated in the API Store and in a newsletter, indicating the date of application according to the column "Associated communication". See below.

Non-breaking changes			
Use case	Type of change	Associated communication	Remark
	<b>Modifying values in a product by a MANITOU Data steward</b> At the product level, MANITOU reserves the right to modify the value of a select or multi-select attribute (correction, additional information, product development, etc.). This refers to the life of the data without explicit communication.		
1	Changing the label of an attribute	Yes	Non-structural evolution
2	Change the value of an attribute	No	Normal product life cycle
3	Delete the value of an attribute	No	Normal product life cycle
4	Modifying a product attribute option (from existing options)	No	Normal product life cycle
<b>Structural modifications of the data model</b>			
5	Creating a new attribute	Yes	Structural evolution
6	Changing the label of an attribute option	No	Structural evolution
7	Changing the order of attributes	No	Normal product life cycle
8	Deleting an empty attribute group	No	Only for internal, no impact
9	Add a product compatibility	No	Normal product life cycle
10	Adding a new category to the tree structure and adding new products	Yes	Normal product life cycle
11	Modifying the label of an existing category	Yes	Structural evolution

Below are some additional details related to certain use cases.

**Use case 1** : Changing the label of an attribute

An attribute is a code, a label, and a value and an attribute label may change (internal developments at MANITOU). It is important to integrate attribute codes rather than labels, or to provide a response in the event of a value change to avoid disrupting the display of data on your website..



Please note that when customizing the label, you must use the code to assign it a new label value, and never test the value of the attribute label.

**Use case 4 :** Modifying a product attribute option (from existing options)

For business needs and data quality improvement, attribute options can be modified (addition, deletion, data split). These modifications must be managed dynamically on a product page.

Please note: avoid treating these options as hard filters in the development strategy; instead, use these lists of values dynamically.

**Use case 5 :** Creating a new attribute

If a new attribute is made available, you will be informed in the 'News' section of the API Store and by email about the new features. You will have the choice to integrate it or not, until a new version is released. In the case of a new version, you will need to adapt your integration according to the changes.

**Use case 7 :** Changing the order of attributes

The order in which attributes appear in the payload is not fixed and may change. If you wish to display the attributes in a specific order, this development is your responsibility. (This refers to the life of the data without explicit communication.)

## Breaking changes:

A **Breaking change** is any change that impacts the consumer and potentially requires them to make changes related to the development of their site (site down, loss of key information).

Important: Any breaking changes made to our product will be **systematically** communicated in the changelog/monthly newsletter, indicating the date of application.

Breaking changes		
Use case	Type of change	Remark
12	Deleting a code from a list of options	Structural evolution
13	Deleting an attribute from a range	Normal product life cycle
14	Deleting an attribute	Normal product life cycle
15	Merge attributes (--> n attributes streamlined into 1 new attribute)	Structural evolution
16	Changing the type of an attribute	Structural evolution
17	Change an attribute group attribute	Normal product life cycle
18	Make an attribute invisible	Normal product life cycle
19	Changing a product category	Normal product life cycle
20	Changing a product ID	Technical evolution as internal migration

Below are some additional details related to certain use cases.



**Use case 14** : Deleting an attribute

An attribute value can also be deleted. In this case, the attribute is no longer exposed in the API's JSON payload. This situation must be taken into account dynamically during the integration, considering that an attribute can disappear without generating an error.

**Use case 15** : Merge attributes

Example: Power attribute (= electric or diesel or lead) >> (= electric or lithium electric or diesel or lead)

--> Selection of all previous ME machines, now ME under electric / ME LIFT under lithium electric.

If power is a filter, then the addition of Lithium Electric must be automatically displayed as a new filter criterion without any changes in terms of development.

**Use case 16** : Changing the type of an attribute






**Use case 20** : Changing a product ID

This change can be a problem if you use this information to filter a specific list of products. It is preferable not to rely on this information from a product filtering perspective.

In summary : As long as an attribute is not hard-coded, this breaking change should not impact the functioning of your website.

### 3.3. Best practices in terms of Query Strategy

When you call the endpoints of `Machine & Attachment Information API`, remember to keep an eye on these 5 best practices:

 Keep the page size low	 Pinpoint what you want
 Avoid hammering	 Design a realistic data request strategy
 Pick only what matters	

To use the API optimally, we recommend you the following rules:

- quota: N/A for the moment
- right limit: N/A for the moment



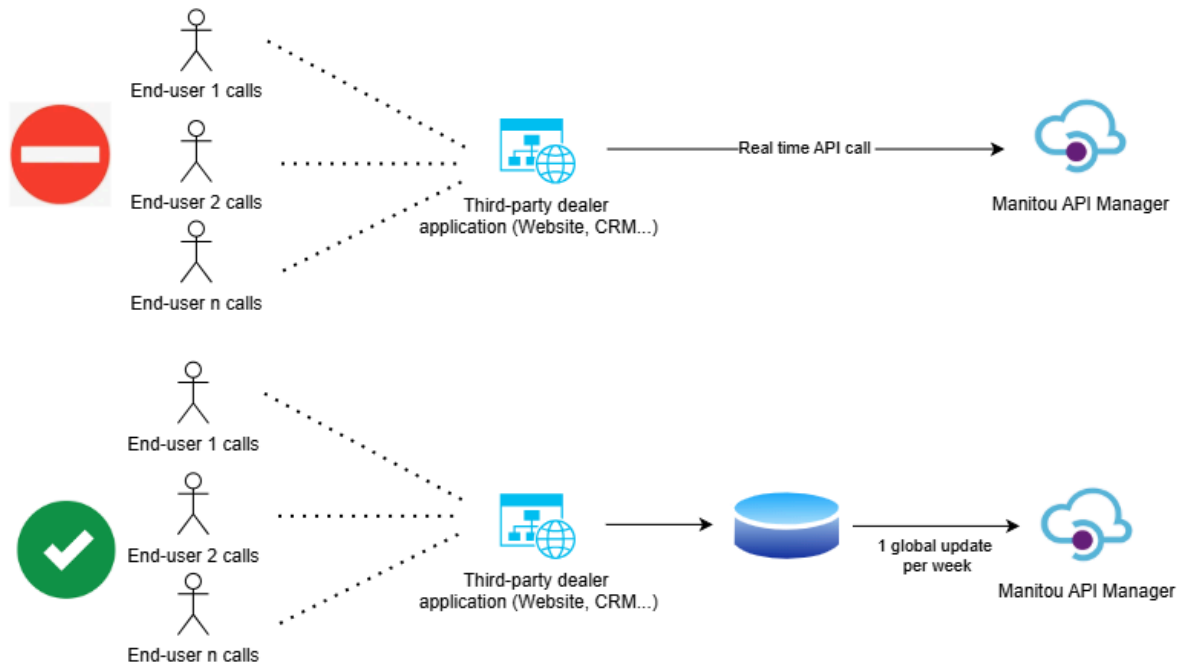
If you do not follow these rules, we may have to change them by introducing quotas.



### 3.4. Best practices in terms of Data Hosting

We recommend using an intermediate database that you feed from the MANITOU APIs, and it is your application (Dealer website, CRM, etc.) that queries this database with each end-user call in order to avoid APIs calls each time an end-user visits the dealer's website

We recommend updating your database weekly. This is sufficient to maintain an up-to-date product base.



*Third-party dealer architecture*



### 3.4. API error codes

Code	Response	Description
400	Bad Request	Bad unit parameter
401	Unauthorized	You have to provide a valid Api Key or token
403	Forbidden	Bad credentials, please contact dev team
404	Not Found	Product (machine or attachment) not found
429	Too many requests	Quota exceeded, please contact



		dev team!
--	--	-----------

Code 200: OK is returned for successful calls

### 3.5. Customer support

Customer support to operate the service:

If you encounter an issue not listed here, you can use our ASSIST ticketing tool to submit a request. Only authorized customers, i.e., those with a contract with MANITOU group, have access to ASSIST.

A specific workflow has been set up to respond to these requests. These requests will be handled by the dedicated API team.

This ASSIST customer support is available for API registration and tracking in English and French. Opening hours: French time UTC/GMT+2, from 9 a.m. to 6 p.m.

## 4. Appendices

### 4.1. Country codes (ISO 3166)

Country name	Country codes - 2 figures
Andorra	AD
United Arab Emirates	AE
Afghanistan	AF
Antigua and Barbuda	AG
Anguilla	AI
Albania	AL
Armenia	AM
Angola	AO
Antarctica	AQ
Argentina	AR
American Samoa	AS
Austria	AT
Australia	AU
Aruba	AW
Åland Islands	AX
Azerbaijan	AZ
Bosnia and Herzegovina	BA
Barbados	BB



Country name	Country codes - 2 figures
Bangladesh	BD
Belgium	BE
Burkina Faso	BF
Bulgaria	BG
Bahrain	BH
Burundi	BI
Benin	BJ
Saint Barthélemy	BL
Bermuda	BM
Brunei Darussalam	BN
Bolivia	BO
Bonaire Sint Eustatius and Saba	BQ (BES)
Brazil	BR
Bahamas	BS
Bhutan	BT
Bouvet Island	BV
Botswana	BW
Belarus	BY
Belize	BZ
Canada	CA
Cocos (Keeling) Islands	CC
Republic of the Congo	CD
Central African Republic	CF
Congo	CG
Switzerland	CH
Côte d'Ivoire	CI
Cook Islands	CK
Chile	CL
Cameroon	CM
China	CN
Colombia	CO
Costa Rica	CR
Cuba	CU
Cape Green	CV
Curaçao	CW (CUW)
Christmas Island	CX



Country name	Country codes - 2 figures
Cyprus	CY
Czech Republic	CZ
Germany	DE
Djibouti	DJ
Denmark	DK
Dominica	DM
Dominican Republic	DO
Algeria	DZ
Ecuador	EC
Estonia	EE
Egypt	EG
Western Sahara	EH
Eritrea	ER
Spain	ES
Ethiopia	ET
Finland	FI
Fiji	FJ
Hungary	HU
Micronesia	FM
Faroe Islands	FO
France	FR
Gabon	GA
Poland	PL
Grenada	GD
Georgia	GE
French Guiana	GF
Slovakia	SK
Ghana	GH
Gibraltar	GI
Greenland	GL
Gambia	GM
Guinea	GN
Guadeloupe	GP
Equatorial Guinea	GQ
Greece	GR
South Georgia and the South Sandwich	GS



Country name	Country codes - 2 figures
Islands	
Guatemala	GT
Guam	GU
Guinea-Bissau	GW
Guyana	GY
Hong Kong	HK
Heard Island and McDonald Islands	HM
Honduras	HN
Croatia	HR
Haiti	HT
Falkland Islands	FK
Indonesia	ID
United Kingdom	GB
Israel	IL
Guernsey	GG
India	IN
British Territory of Indian Ocean	IO
Iraq	IQ
Iran	IR
Iceland	IS
Italy	IT
Ireland	IE
Jamaica	JM
Jordan	JO
Japan	JP
Kenya	KE
Kyrgyzstan	KG
Cambodia	KH
Kiribati	KI
Comoros	KM
Saint Kitts and Nevis	KN
North Korea	KP
South Korea	KR
Kuwait	KW
Cayman Islands	KY
Kazakhstan	KZ



Country name	Country codes - 2 figures
Laos	LA
Lebanon	LB
Saint Lucia	LC
Liechtenstein	LI
Sri Lanka	LK
Liberia	LR
Lesotho	LS
Lithuania	LT
Luxembourg	LU
Latvia	LV
Libyan Arab Jamahiriya	LY
Morocco	MA
Monaco	MC
Moldova	MD
Serbia and Montenegro	ME
Saint Martin (Northern Part)	MF (MAF)
Madagascar	MG
Marshall Islands	MH
North Macedonia	MK
Mali	ML
Myanmar	MM
Mongolia	MN
Macao	MO
Northern Mariana Islands	MP
Martinique	MQ
Mauritania	MR
Montserrat	MS
Malta	MT
Mauritius	MU
Maldives	MV
Malawi	MW
Mexico	MX
Malaysia	MY
Mozambique	MZ
Namibia	NA
New Caledonia	NC



Country name	Country codes - 2 figures
Niger	NE
Norfolk Island	NF
Nigeria	NG
Nicaragua	NI
Netherlands	NL
Norway	NO
Nepal	NP
Nauru	NR
Niue	NU
New Zealand	NZ
Oman	OM
Panama	PA
Peru	PE
French Polynesia	PF
Papua New Guinea	PG
Philippines	PH
Pakistan	PK
Isle of Man	IM
Saint Pierre and Miquelon	PM
Pitcairn Islands	PN
Puerto Rico	PR
Palestinian Territories occupied	PS
Portugal	PT
Palau	PW
Paraguay	PY
Qatar	QA
Reunion	RE
Romania	RO
Serbia	RS
Russia	RU
Rwanda	RW
Saudi Arabia	SA
Solomon Islands	SB
Seychelles	SC
Sudan	SD (SDN)
Sweden	SE



Country name	Country codes - 2 figures
Singapore	SG
Jersey	JE
Slovenia	SI
Svalbard and Jan Mayen	SJ
Saint Helena	SH
Sierra Leone	SL
San Marino	SM
Senegal	SN
Somalia	SO
Suriname	SR
South Sudan	SS (SSD)
São Tomé and Príncipe	ST
El Salvador	SV
Sint Maarten (southern part)	SX (SXM)
Syria	SY
Swaziland	SZ
Turks and Caicos Islands	TC
Chad	TD
French Southern and Antarctic Lands	TF
Togo	TG
Thailand	TH
Tajikistan	TJ
Tokelau	TK
Timor-Leste	TL
Turkmenistan	TM
Tunisia	TN
Tonga	TO
Turkey	TR
Trinidad and Tobago	TT
Tuvalu	TV
Taiwan	TW
Tanzania	TZ
Ukraine	UA
Uganda	UG
United States Minor Outlying Islands	UM
United States	US



Country name	Country codes - 2 figures
Uruguay	UY
Uzbekistan	UZ
Vatican City	VA
Saint Vincent and the Grenadines	VC
Venezuela	VE
British Virgin Islands	VG
U.S. Virgin Islands	VI
Vietnam	VN
Vanuatu	VU
Wallis and Futuna	WF
Samoa	WS
Yemen	YE
Mayotte	YT
South Africa	ZA
Zambia	ZM
Zimbabwe	ZW



## 4.2. Language codes (ISO 639)

Language	Language code - Country code
German	de-DE
English	en-US
Spanish	es-ES
French	fr-FR
Italian	it-IT
Japanese	ja-JP
Dutch	nl-NL
Polish	pl-PL
Portuguese	pt-PT
Brasilian	pt-BR
Russian	ru-RU
Chinese	zh-CN